4in1 IPL

User Manual

Hair removal / Skin rejuvenation / Eyebrow washing / Wrinkle remova



Catalogue

Product introduction

Working Principle ····· 01

Product Parameter ····· 01

Product Structure Introduction ····· 02

Instruction for Use

Interface Introduction ····· 04

Parameters Setting ····· 07

Contraindications ····· 08

Precaution ····· 08

Accessories List ····· 09

Product introduction

Working Principle

Pico Laser Principle:
The laser penetrates the epidermis instantly. The corresponding pigment group expands rapidly when heated and breaks into pieces instantly. Part of the pigment is broken into fine particles and excreted from the body through metabolism.

skin rejuvenation Principle:
skin rejuvenation is non-invasive. Utilizing the thermal energy and biological effects of light energy conversion, it can effectively solve problems such as skin spots, blood vessel dilation, fine lines, and sagging, while promoting the natural repair and renewal of the skin structure, ultimately achieving comprehensive improvement of the skin.

Hair removal principle: The laser hair removal device uses a laser beam of a specific wavelength to irradiate the hair on the skin, and the laser energy is absorbed by the melanin in the hair follicle and converted into heat energy, which damages the hair follicle and inhibits hair growth. Because melanin has a selective ability to absorb specific wavelengths of light, the laser can accurately target the hair follicle without damaging the surrounding tissue.

RF Principle:
RF is a type of electromagnetic wave. When this specific frequency of electromagnetic wave is introduced into the skin tissue, it interacts with the water molecules within the tissue. This interaction generates heat that can reach the dermal layer without damaging the epidermis, thereby stimulating the contraction and regeneration of collagen. This process improves skin elasticity and appearance.

Product Parameter

Total Power	2800W
Energy of Pico Laser	50-2000J/CM^2
Frequency of Pico Laser	1-10HZ
Energy of skin rejuvenation	1-50J/CM^2
Frequency of RF	1-10HZ
Energy of RF	1-50J/CM^2
Package Size	61.5cm*55cm*133.5cm
GW	45KG
Screen Size	8inch
IPL Wavelength	530/590/640
Voltage	200-240V
Language	Support various language customization

Product introduction

Product Structure Introduction

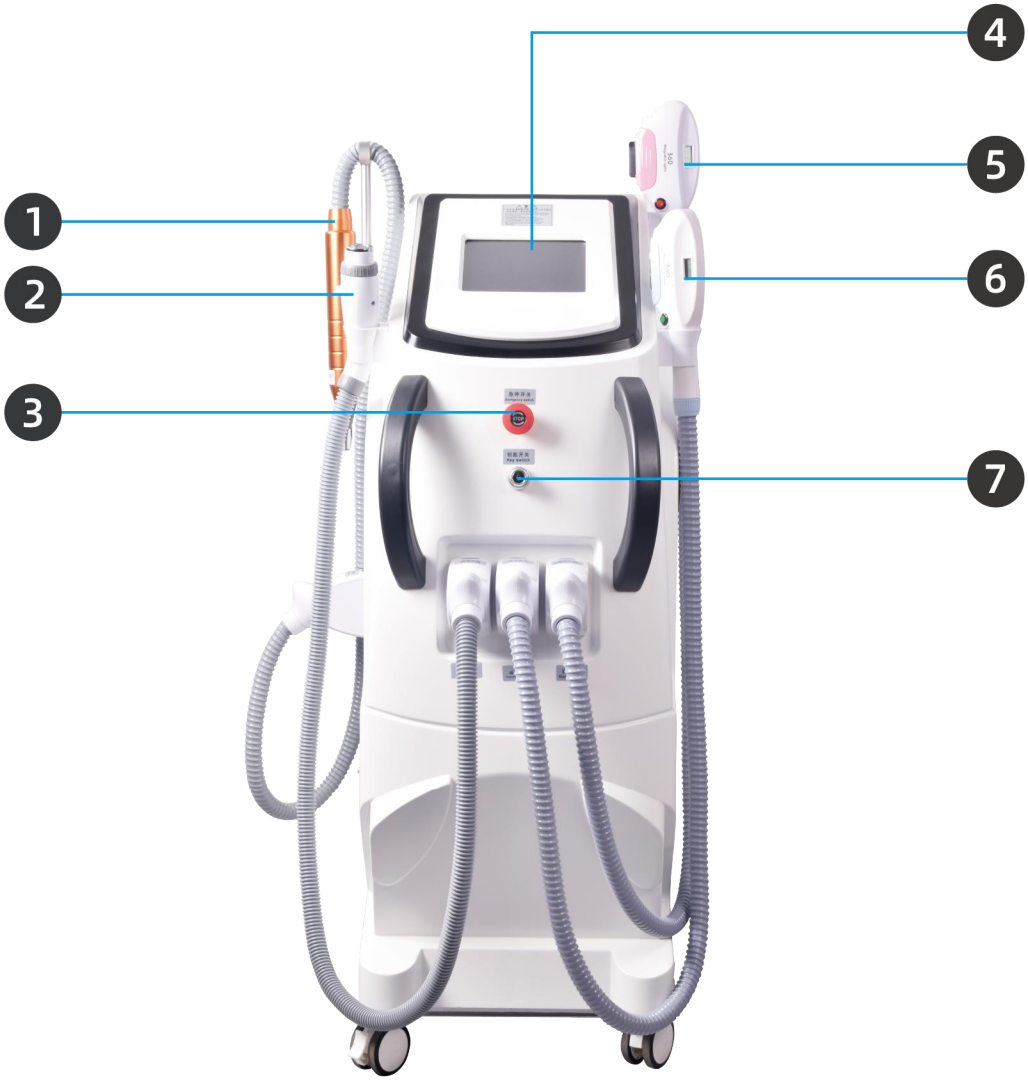

The Front Of Machine
(Product In Kind Prevails)

1 Pico Laser Handle 2 RF Handle 3 Emergency Stop Switch
4 8 Inch Display Touch Screen 5 IPL Handle 6 OPT Handle 7 Key Switch

Product introduction

Product Structure Introduction



The Right Of Machine
(Product In Kind Prevails)

1 Power Switch 2 Power Cord Socket

Interface Introduction

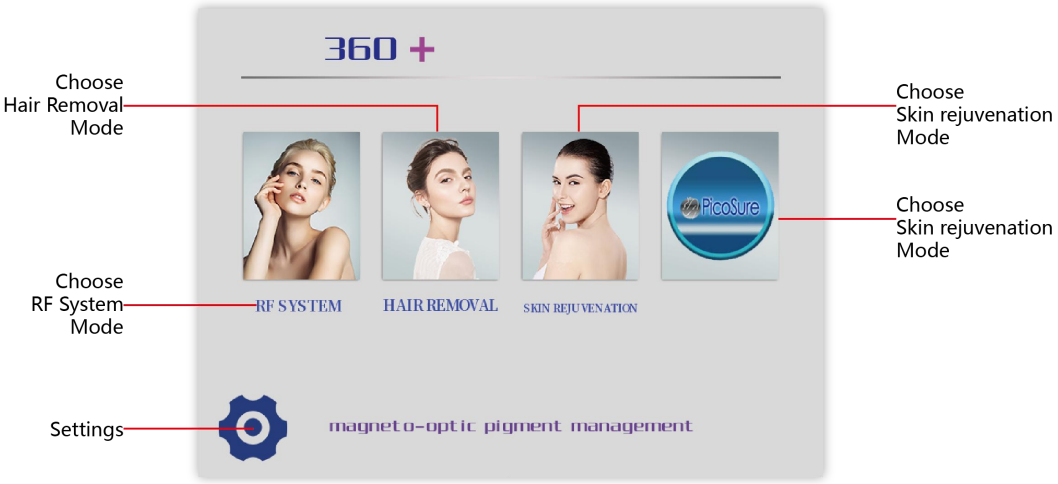

(1-1)

Open the instrument, enter the interface, select the mode to be operated to enter the next page



(1-2)

Choose painless hair removal, enter the (1-2) interface, "I" fixed point hair removal, can remove small areas of hair such as beard armpit, "SHR" is continuous rapid hair removal; On the left side of the parameters such as pulse width does not need to adjust, is the default, only need to adjust the light energy, general advice from 20, then adjusted according to the actual situation of customer energy size; Set cooling to maximum and click Ready to start.

Interface Introduction

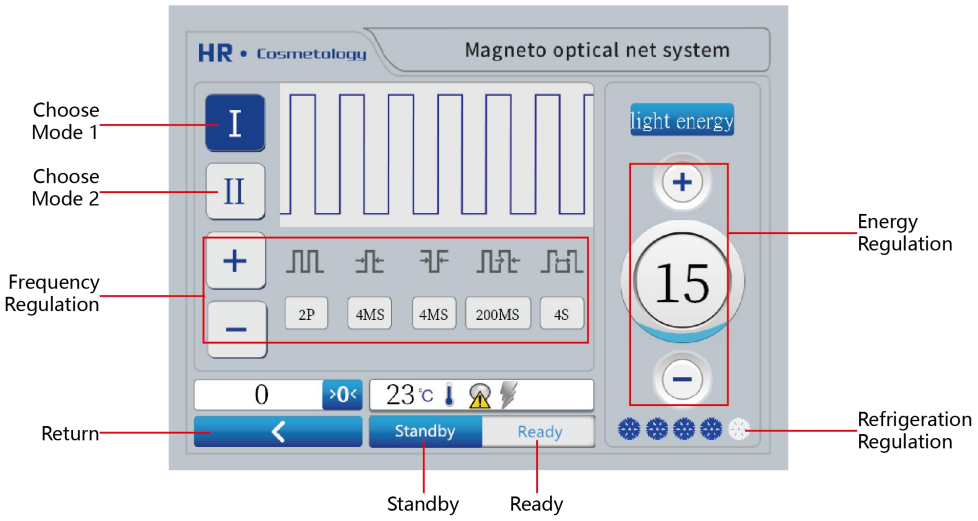

(1-3)

Select magneto-optical rejuvenation on the interface (1-1), enter the interface (1-3), both modes can be selected, the parameters on the left are the default parameters do not need to be adjusted, energy adjustment from 20, cooling to the highest, click ready to start.



(1-4)

Select the RF system in the interface (1-1), enter the interface (1-4), select the body mode or face mode according to the operation needs, the frequency is adjusted from 3, the energy is adjusted from 15, and the cooling is adjusted to the highest. Click Ready to start.

Interface Introduction

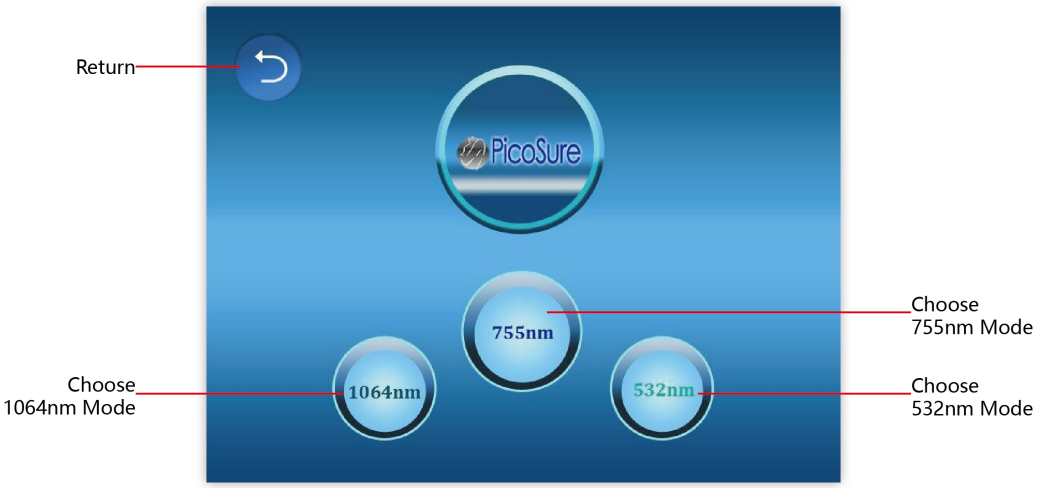

(2-1)

In the interface (1, 1) select the laser mode, enter the interface (2-1), according to the operation need to choose 1064/755/532 wavelength;

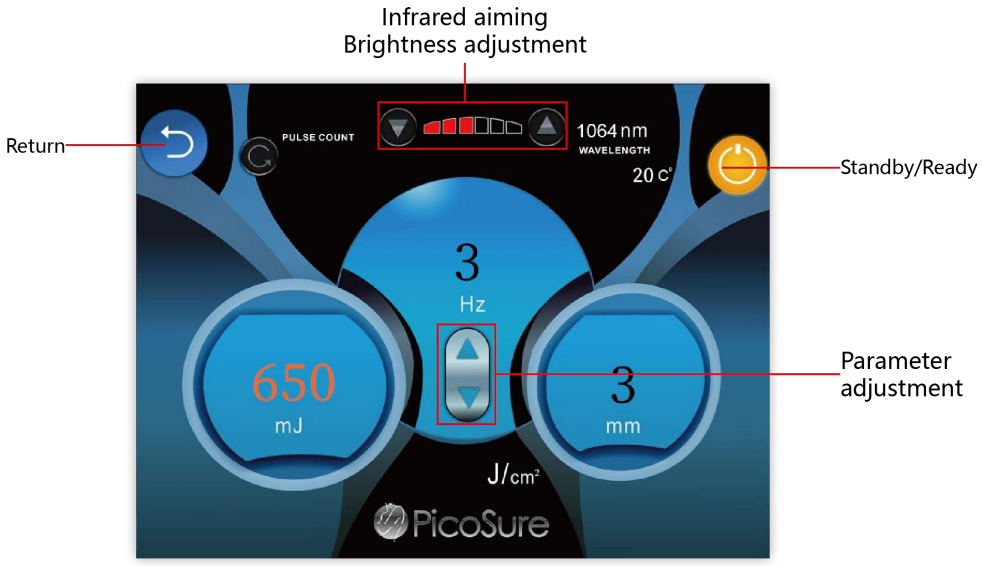

(2-2)

Select the wavelength to enter the interface (2-2), adjust the energy from 650m/J, adjust the frequency from 1, click red aim, click ready to start operation

Instruction for Use

Hair removal parameter setting

(Operation will be adjusted based on the patient's feedback)

Mode selection	Energy	Functions
"I" fixed-point	20	Small area hair removal, such as: night snack, beard, bikini, etc
“SHR” fast	20	large area skin avulsion

Skin rejuvenationParameters Setting

Mode selection	Energy	Functions
M “I”	20	Improves skin tone, shrinks pores, improves skin texture, and removes excess body hair
M “II”	20	

RF Parameters Setting

RF	Fre-quency	Energy	Functions
Face	3	15	Tighten and lift, improve skin tone, uneven skin tone, pore shrinkage, increase elasticity
Eye	3	15	Reduce bags and dark circles under the eyes and eliminate fine lines
Body	5	20	Shape, tighten, repair

Pico Laser Parameters Setting

Pico Laser	Fre-quency	Energy	Functions
1064nm	1-3	650	Removing solid-colored tattoos : black and blue, eyebrow and lip tattoos, eyeliner, traumatic pigmentation and freckles.
532nm	1-3	650	Treating colored tattoos: red, brown, green, eyebrow, lip liner, and eyeliner tattoos. Fading red or brown birthmarks and various superficial spots
Black face	3	650	(Skin Softening Laser) The treatment head is mainly used for facial whitening, pores shrinking, and controlling oil.

Instruction for Use

Contraindications

Pico Laser:
1、pregnant woman、hypertension、heart disease、diabetes
2、women in menstruation
3、People with skin inflammation lesions at the surgical site
4、People who have unclear goals for plastic surgery
5、Areas of the body with open wounds
6、People who cannot avoid strong light in the near future

Hair removal, skin rejuvenation:

People who have been exposed to the sun recently: People who have had strong sun exposure in the past month may be at increased risk of pigmentation or treatment by doing this project.

People with immune system diseases: If you are taking immunosuppressants, doing this project may cause complications and make recovery more difficult.

People with allergies or photosensitivity: Especially for people with photosensitive skin or who are using photosensitizing drugs, treatment may cause skin damage.

Facial infection or inflammation: Areas with severe infection, inflammation, suppuration, or open wounds are not suitable for photorejuvenation.

Pregnant woman: Such cosmetic treatments should be avoided during pregnancy to avoid affecting fetal development or maternal health.

Patients with certain health conditions: Including patients with diabetes, those with bleeding tendencies, epilepsy patients, patients with hypertension, etc.

People who use certain drugs: For example, retinoic acid users may affect skin repair ability

People with darker skin color: Darker skin absorbs more light energy and may increase the risk of burns.

People have received other skin treatments in a short period of time: For example, laser treatment, dermabrasion, fruit acid peeling, etc., you need to wait for a certain recovery period before photorejuvenation can be performed.

RF:
1. Patients with cardiovascular and cerebrovascular diseases
2. Women during pregnancy, childbirth, and lactation periods
3. Patients with skin problems such as extremely sensitive skin

Instruction for Use

Precaution

Pico Laser

1、Do not use skin whitening or stimulating products
2、Do not wash your face with hot water or take a sauna for seven days
3、Do not eat irritating, pathogenic and heavily pigmented foods, such as chocolate, coffee, tobacco and alcohol, etc. within 7 days.
4、Take sun protection measures
5、If there are scabs, do not scratch them with your hands
6、Do hydrating care after ten days
7、Prohibited to point handles at eyes during operation

Hair removal, skin rejuvenation:

1、Enhance skin moisturizing: Use moisturizing and repairing skin care products instead of cosmetics containing alcohol or irritating ingredients.
2、Sun protection: After treatment, the skin becomes more sensitive to ultraviolet rays, and sun protection measures must be taken;
3、Avoid irritating the skin: Avoid washing your face with hot water, strenuous exercise, saunas or hot baths, and other activities that increase skin temperature. For redness or scabs, apply a cold compress to relieve discomfort and avoid scratching or peeling the scabs.
4、Diet and lifestyle habits: Maintain a balanced diet and eat more foods rich in vitamins C and E. Avoid spicy, alcoholic and other foods that may cause skin reactions.
5、Avoid makeup: Try to avoid makeup, especially makeup, to avoid clogging pores or irritating the skin until your skin recovers.
6、Monitor skin reactions: Pay attention to whether there are any abnormal reactions on the skin, such as persistent redness, swelling, pain, blisters, etc. If necessary, seek medical treatment in time.
7、Avoid other cosmetic treatments: Avoid other cosmetic treatments or procedures that may irritate the skin until the skin has fully healed.

RF

1. Moisturize and don’ t use hot water to wash your face within a week.
2. Take sun protection measures
3. Don’ t do strenuous exercise or participate in sweaty activities such as saunas

Accessories List

litem	Quantity
360 Handle	1pcs
OPT Handle	1pcs
Pico Laser Handle	1pcs
RF Handle	1pcs
Power Cord	1pcs
Pedal	1pcs
Funnel	1pcs