FREEZING POINT / SHRINK PORES / TIGHTEN SKIN / IMPROVE SKIN TEXTURE

Soprano-2 Handles

User Manual



Catalogue

Product introduction

Working Principle 01

Product Parameter 01

Product Structure Introduction 02

Instruction for Use

Interface Introduction 04

Parameters Setting 06

Contraindications 06

Precaution 06

Accessories List 06

Product introduction

Working Principle

Selective absorption: Laser light at 808nm wavelength can be selectively absorbed by melanin in hair follicles. This wavelength can penetrate deep into the skin tissue to reach the hair follicle without causing excessive damage to the surrounding skin;
Heating: The melanin that absorbs the laser energy is converted into heat energy, causing the hair follicle to warm up. When the temperature rises to a certain degree, the structure of the hair follicle will be destroyed, thus preventing hair regeneration;
Cooling protection: In order to avoid burns on the skin surface during treatment, the 808nm hair removal device is equipped with a cooling system to cool the skin while the laser is emitted to protect the epidermis from damage;
Multiple treatments: Because the hair has a growth cycle (growth, regression, resting period), not all hair follicles are in the growth phase at the same time, so it usually requires multiple treatments to achieve a more lasting hair removal effect;
Safety: Due to the strong penetration of 808nm wavelength to skin tissue, this hair removal method is suitable for people with a variety of skin tones.

Product Parameter

Spot Size	13*20MM/13*30MM
Screen pixel	1080x1920
Wave length	808nm
frequency	1-10Hz
energy	1-120J/CM2
Overall power	2000W
Pulse width	1MS-20MS
voltage	200-240V
Heat dissipation	Semiconductor refrigeration + air cooling +TEC refrigeration
Package size	63cm*54.5cm*136cm
Language	Customizable
cistern	5L
Gross weight	69.6KG

Product introduction

Product Structure Introduction



The Front Of Machine
(Product In Kind Prevails)

1 15.6 Inch Display 2 Emergency Stop Button 3 Key Switches

Product introduction

Product Structure Introduction



The Back Of Machine
(Product In Kind Prevails)

1 Handle B
2 Power Switch
3 Power Cord Socket
4 Gas Outlet
5 Handle A
6 Water Inlet
7 Water Outlet

Interface Introduction



(1-1)

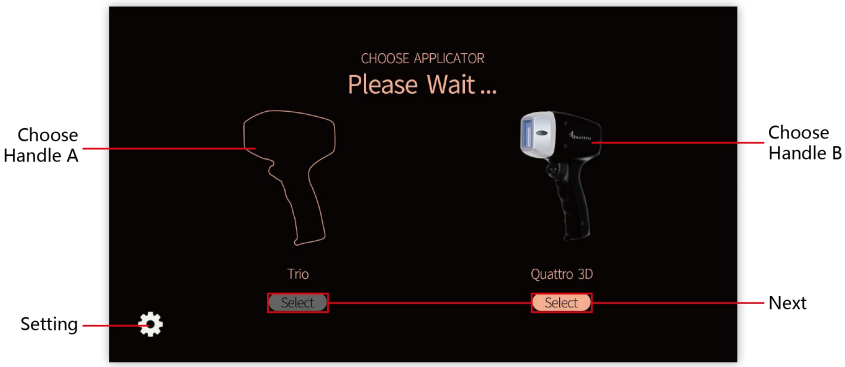

(1-2)

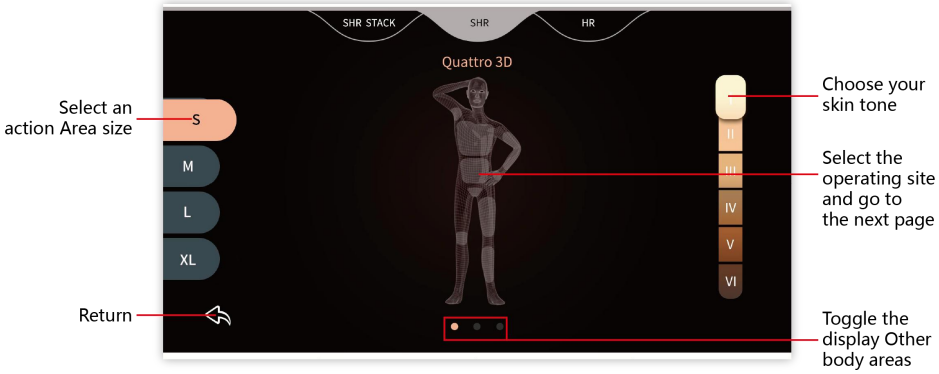

(1-3)

1, open the instrument to appear the main interface (1-1), touch the screen to enter the operation interface (1-2);

2, (1-2) into the interface, the left side of A handle, the right to handle B, click on the need to manipulate the handle, on the following page to (1-3) (no matter choose to handle A or B, energy regulation is the same below);

3, (1-3) into the interface, select operation site size, choose color, choose the parts need to operate, to enter (1-4)

Interface Introduction

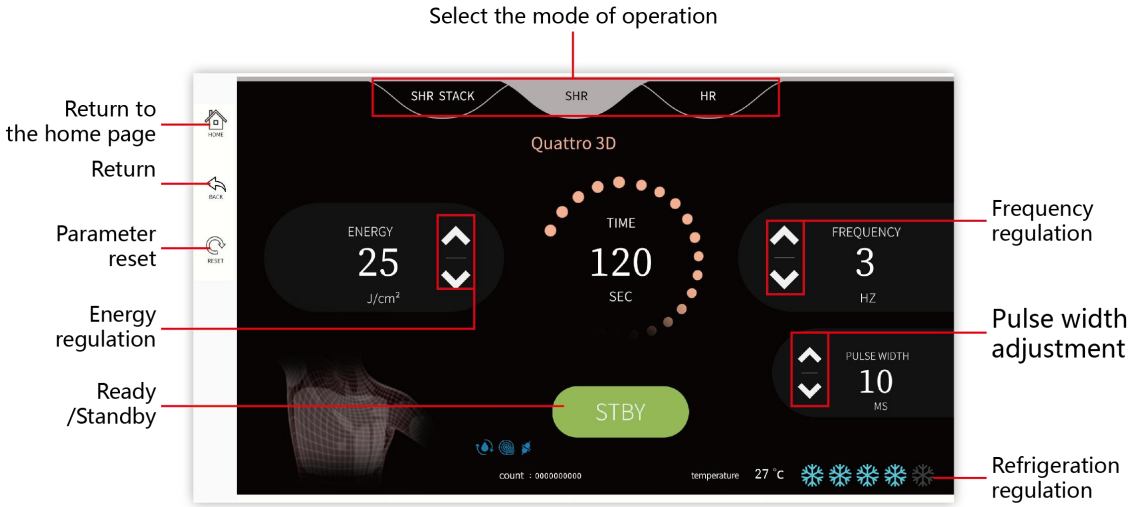

(1-4)

Enter the (1-4) interface, select the hair removal mode to be operated; Adjust the energy, since 20; Frequency selection between 3-5; Pulse width between 10-12; The refrigeration is turned up to maximum in the summer

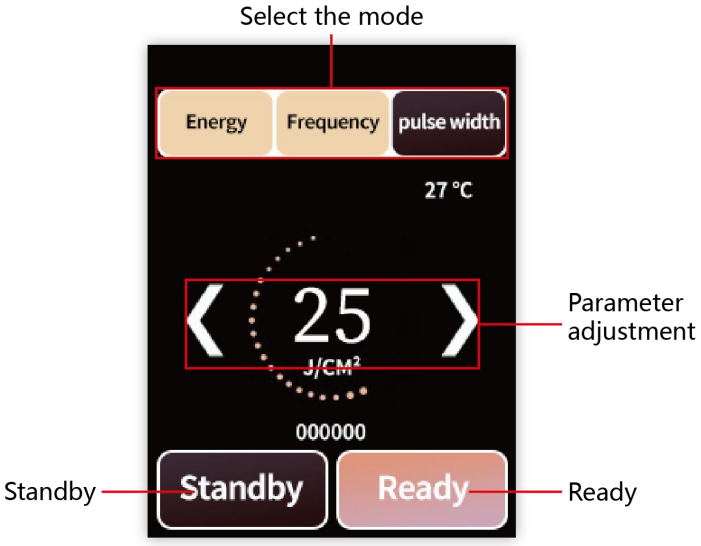

(1-5)

(1-5) interface is handle operation interface, can be on the handle to the related energy should be adjusted

Instruction for Use

Parameters Setting

Skin type	Hair Color	Pulse width	Frequency	Energy	Time
Medium	Brown	10~15	3~6	from 20	10~15min
Light	Blone	10~15	3~6	from 25	10~15min
Dark	Black	10~15	3~6	from 15	10~15min

Contraindications

1.Pregnant women, individuals with hypertension, heart disease, ordiabetes;
2. Those who are sensitive or allergic to light are prohibited;
3. Individuals with open wounds;
4. Those who cannot abstain from sexual activity in the recent period;
5. Prohibition during menstruation.

Precaution

1. Avoid using soap or shower gel and refrain from applying makeup to the treated area within the first 6 hours of hair removal. Do not wash the treated area during this time, and on the same day, avoid using cosmetics and resist rubbing the treated area vigorously.
2. Use only mild skincare formulas after freezing-point hair removal.
3. Maintain dryness by wearing loose-fitting clothes following freezing-point hair removal.
4. Steer clear of sun exposure, sauna, and swimming after freezing-point hair removal.
5. Within one week, avoid consuming photosensitive foods (such as celery, spinach, parsley, lemon, etc.) and photosensitive drugs (such as tetracycline). Also, steer clear of spicy and irritating foods.

Accessories List

Name	数量
808Handle	2
Power Core	1
Goggles	1

Note: Exercise caution during operation to avoid directing the handle towards people's eyes or the machine. After operation, place the handle into the protective cover to prevent accidental injury to individuals.