Effectively Remove Hair/Whiten Skin/Shrink Pores

Square 808

Product Manual



Catalog

Product Introduction

Working Principle 01

Product Parameter 01

Product Structure Introduction 02

Instruction for use

Interface Introduction 04

Parameters Setting 06

Contraindications 06

Precautions 07

Accessories List 07

Product introduction

Working principle

Principle of hair removal:

According to the principle of selective photothermal dynamics, light energy passes through the epidermis and reaches the hair follicle at the root of the hair, thereby destroying the hair follicle tissue and causing the hair to grow slowly or no longer.

Product Parameter

Handle Parameters	
Spot Size	15*15mm
Screen Size	8 inch
Number of shots	50000000
Wavelength	808nm/1064nm/755nm
Frequency	1-10Hz
Energy	1-50J/cm^2
Total Power	2000W
Pulse Width	1MS-20MS
Voltage	200-240V
Heat Dissipation	Air cooling + water cooling
Package Size	59*54*122.5CM
Language	Various languages can be customized
GW	42kg

Product introduction

Product Structure Introduction



The front of machine
(Product in kind prevails)

1 8 Inch touch screen
2 On/off button
3 Diode laser handle

Product introduction

Product Structure Introduction



The back of machine
(Product in kind prevails)

1 Vent
2 Power cord socket
3 Power switch
4 Water inlet
5 Gas outlet
6 Water outlet

Instruction for Use

Interface Introduction

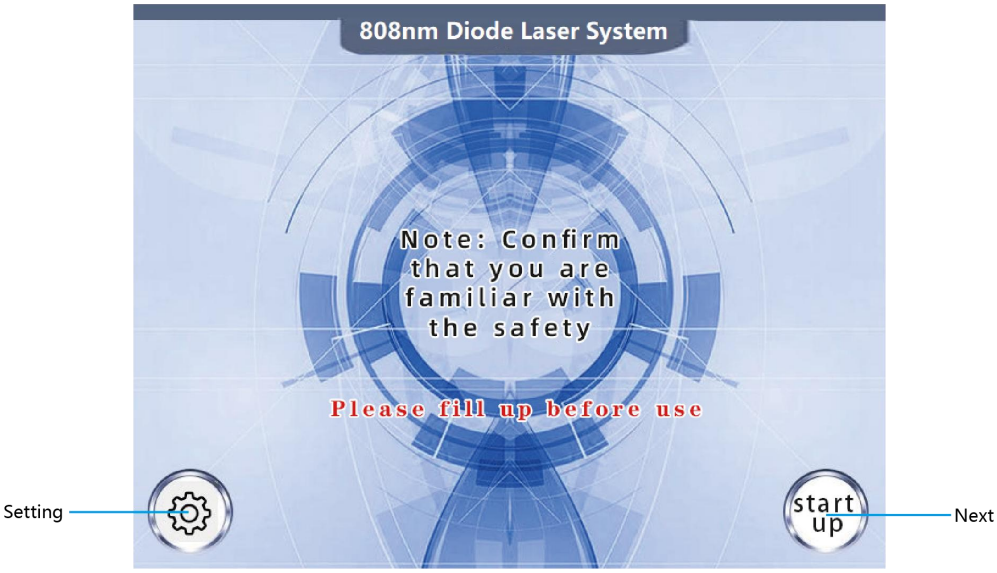

(1-1)

Open the instrument and the main interface will appear. Click Next to the hair removal interface. You can also click Settings to set the background data.



Initial Password 88888888

(1-2)

Click Setting you will see (1-2) ， enter password 88888888 to set background data

Instruction for Use

Interface Introduction



(1-3)

Enter the hair removal operation interface（1-3），select gender, skin tone and body part
.



(1-4)

The energy adjustment starts from 20, the pulse width starts from 10-12, and the frequency is between 3-4; set cooling level to maximum in summer, then click to start

Instruction for Use

Parameters Setting

Skin Type	Hair Color	Pulse Width	Frequency	Energy	Time
Yellow	Brown	10~15	3~6	From 20	10~15min
White	blonde	10~15	3~6	From 25	10~15min
Black& yellow	Black	10~15	3~6	From15	10~15min

Contraindications

1、Pregnant women, high blood pressure, heart disease, diabetes;

2、People allergic to light;

3、People with open wounds;

4、People who cannot avoid sex in the near future;

5、menstrual period.

Instruction for Use

Precaution

1、Do not wash with soap or shampoo within 6 hours of hair removal. Do not use cosmetics on the day of hair removal, and do not rub the hair removal area hard.
2、Use only mild skin care formulas after hair removal.
3、Please wear loose-fitting clothes to avoid friction against your skin。
4、After hair removal, do not expose yourself to the sun, take a sauna, or swim.
5、Do not use scrubs, alcohol, or antiperspirants after hair removal. It is recommended to use warm water for bathing.
6、Do not eat photosensitive foods (such as celery, spinach, vegetables, lemons, etc.), photosensitive drugs (such as tetracycline, etc.), spicy and irritating foods within a week.

Accessories List

Item	Quantiy
Handle	1PCS
Power Cable	1PCS
Goggles	1PCS

注意：机器是光类产品，操作过程中，注意不要对准人眼睛，操作完毕需要把手柄放入保护套里面，防止误操作伤到人。