Solve multiple skin problems

SUPERSPEED PICOSECOND MANUAL



Catalogue

Product introduction

Working principle ····· 01

Product specifications ····· 01

Structure introduction ····· 02

Instructions for use

Interface instructions ····· 04

Parameter setting ····· 05

Warning ····· 05

Precautions ····· 06

Configuration list ····· 06

Product introduction

Working principle

The Picosecondaser system delivers high peak power and ultra-short pulse durations for a photoacoustic effect that transforms skin from the inside out,which breaks down pigmentation, acne scars. It also improves the appearance of wrinkles and other skin imperfections.

Product specifications

Power	3000W
Spot Size	2-10mm
Light frequency	1-10Hz（Adjustable）
Wavelength	532nm
	785nm
	1064nm
Energy	0.3-3.0j/cm
Cooling system	TEC + Wind + Water cooling

Product introduction

Structure introduction

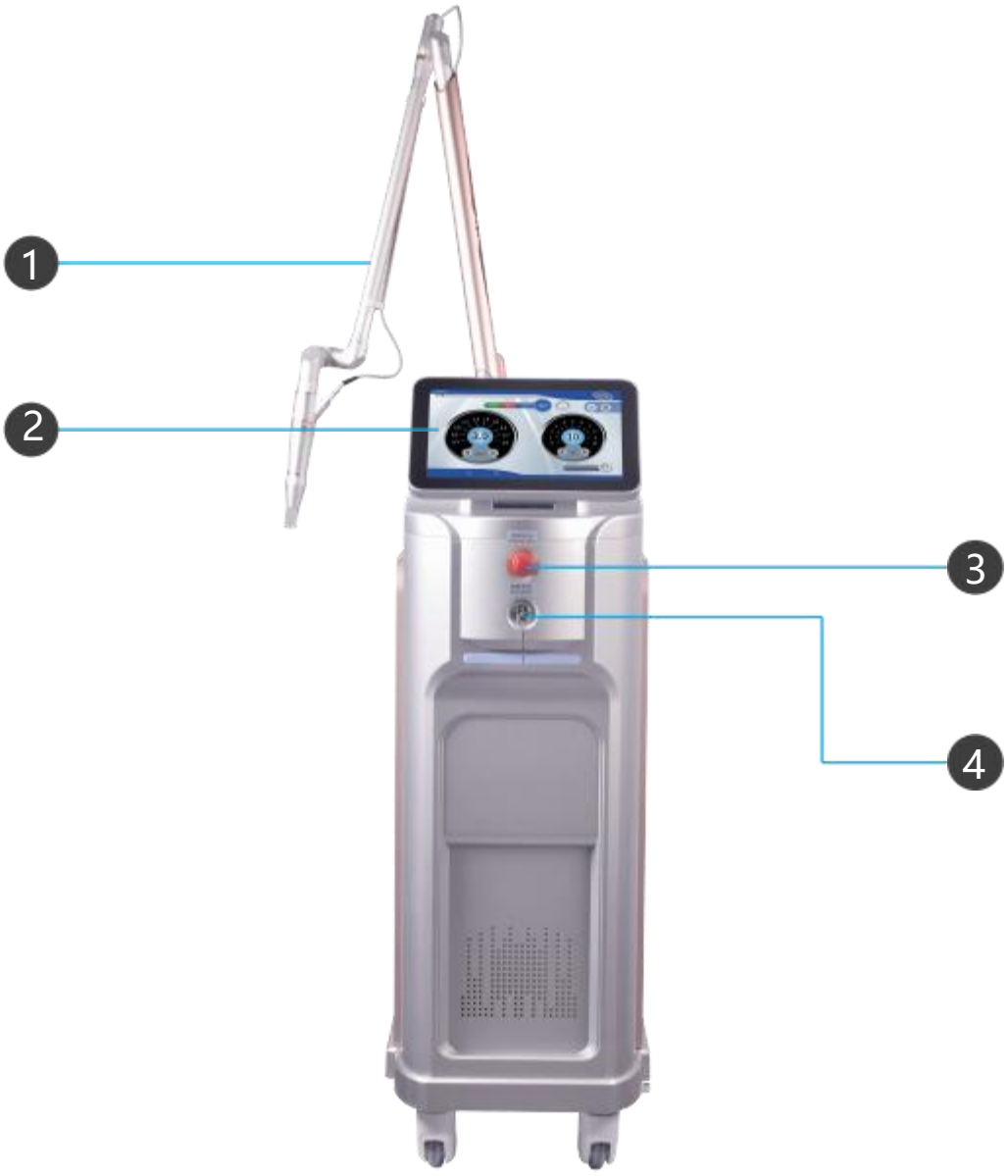

The front of machine
(Product in kind prevails)

1 Imported light guiding arm

2 12-inch LCD Display

3 Emergency stop button

4 key switch

Product introduction

Structure introduction

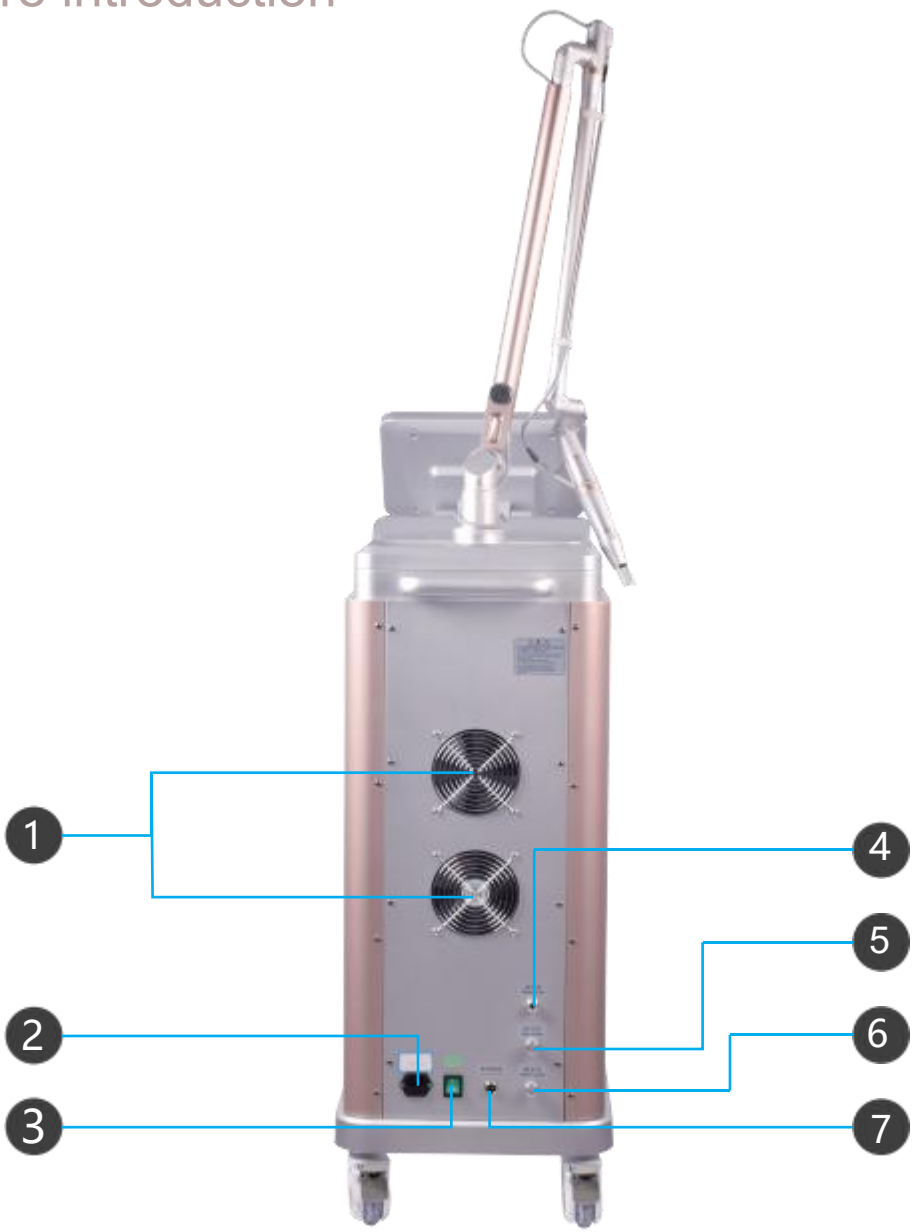

The back of machine
(Product in kind prevails)

1 vent

2 power socket

3 power switch

4 water inlet

5 gas outlet

6 water outlet

7 pedal socket

Instruction for use

Interface introduction

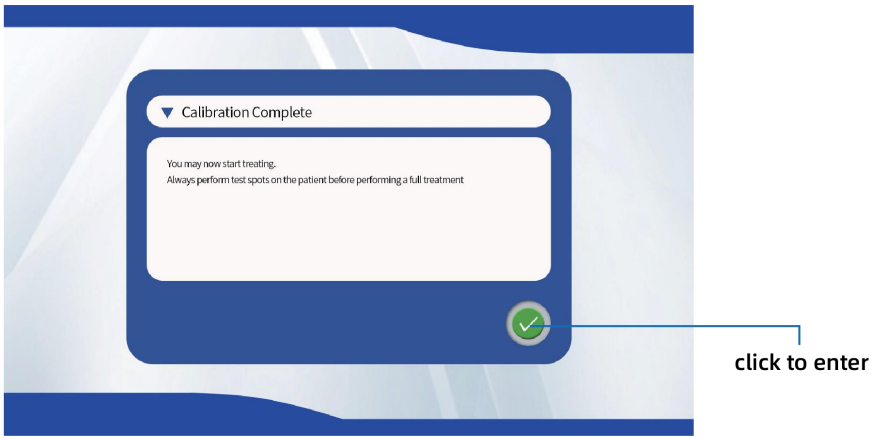

(1-1)



(1-2)

Figure (1-2) shows the operation interface, according to the Parameters Setting Table, adjust the energy, frequency, wavelength, click red sight button, click standby, take out the handle, align the treatment area, step on the foot pedal to start the treatment, after treatment, click standby, hang the handle and turn off the machine.

Instruction for use

Parameters setting

(adjust based on patient's feedback during the treatment)

Type	Energy J/cm2	Wavelength (nm)	Remark
Rejuvenation and Whitening	0.9-1.2	1064/785	until slight redness
Epidermal spots	1.0-1.2	1064/785	until the spots turn white and bleed slightly
Dermal spots	0.9-1.2	1064	until slight redness or light petechiae
Chloasma	0.7-1.0	1064	until spots turn white and slight redness
Moles	1.0-1.3	1064	until bleed slightly or moles turn white
eyebrow, tattoo, lip line, eyeliner	1.3-1.5	1064	for new-school tattoos
	0.9-1.0	1064	for old-school deeper black and blue tattoos, until tattoos turn white
	0.9-1.0	532	for colored tattoos, until tattoos turn white
Blackhead	1.1-1.3	1064	until the blackheads are removed

Warning

1.Pregnant women, patients with hypertension,heart disease,diabetes

2.People who have photosensitivity

3.People with open wounds

4.People who had or will have sex recently

5.Women during menstruation

Instruction for use

Precautions

1.Use cold compress

After a laser tattoo removal session, you may experience some redness, apply cold compress to the treatment area for 15-30 min

2.Stay hydrated and moisturize skin

Drink a lot of water, moisturize skin(apply healing serum), stay out of sun, do not wear makeup, avoid swimming, using a hot tub, and going to the sauna before scab pieces coming off naturally.

3.Keep eyebrows dry when removing tattooed eyebrows

4.If there is a phosphor, it is recommended to wait until the phosphor is metabolized before doing picosecond treatment.

5.Depending on weather and UV, energy options will vary

6.If customer is taking traditional Chinese medicine, the medication must be stopped for one week before treatment.

Configuration list

Name	Quantity
Light guide arm	1
pedal	1
Power cord	1
carbon gel	1
goggles	1

Note:During operation, be careful not to point the handle at people's eyes or the machine. After operation, the handle should be put into the protective cover to prevent accidental injury to people.